SF-P101N

This document shows the differences in the 2 versions of the SF-P101N laser assembly used in the following units:

VSCTV-3513	15pin
ENTERTAINER	15pin
DUET-I/DUET-II	15pin/16pin
RAVE	15pin/16pin
CDG-500/CDG-600	15pin/16pin
BRAVO (9-button)	15pin/16pin
TRIO	15pin
WANDERER-II	15pin

Laser Assemblies
When somebody wants to order a laser assembly for one of the above units, you must first find out which version they need. THEY ARE BASICALLY REFERRED TO AS THE 15pin and 16pin VERSIONS.

Desolder Points
When these laser assemblies are shipped to us, they are shipped with some protective soldering that needs to be desoldered before installing. It is important to let those who are ordering a laser assembly this prior to shipping them out. The desolder points are illustrated below.

To take an order for a laser assembly for the above:

1) Check the above list, if the unit takes only the 15pin version, then that is what is be ordered and you stop here. But if the unit can have both versions installed, then you must ensure which version is correct for that unit and move on to step two.
2) Have the technician pull out the assembly and count the pins on the main ribbon terminal to decipher if it needs the 15pin or 16pin version.
3) Lastly make sure that the technician knows about the desolder point. If he does not, tell him to save the old laser assembly to compare it with the new one to see what is should look like after being desoldered.

15pin/16pin TOP VIEW



15pin BOTTOM VIEW



16pin BOTTOM VIEW